

European Solar Energy Storage

St Vincent and Grenadines ncr energy



Overview

What is the national energy policy of St Vincent and the Grenadines?

Established in 2009, the National Energy Policy (NEP) of St. Vincent and the Grenadines provides a plan for the energy sector in the country that addresses sustainability issues. This document was followed in 2010 by the National Energy Action Plan (NEAP), which consolidated policies into actionable steps.

How much does electricity cost in St Vincent & the Grenadines?

This profile provides a snapshot of the energy landscape of St Vincent and the Grenadines— islands between the Caribbean Sea and North Atlantic Ocean, north of Trinidad and Tobago. St Vincent’s utility residential rates start at \$0.26 per kilowatt-hour (kWh), which is below the Caribbean regional average of \$0.33/kWh.

What is the energy tariff in St Vincent & the Grenadines?

Residential, commercial, and industrial customer tariffs are on an inverted block rate starting at \$0.26/kWh.¹¹ Established in 2009, the National Energy Policy (NEP) of St. Vincent and the Grenadines provides a plan for the energy sector in the country that addresses sustainability issues.

Which Grenadines islands use electricity?

The other Grenadines islands of Palm and Must-ique are supplied by privately owned electricity systems using diesel plants as part of their resorts.⁹ VINLEC has an installed generation capacity of 58.3 megawatts (MW), of which 5.6 MW comes from three hydropower plants, with the remainder made provided by diesel generators.⁸ However,

St Vincent and Grenadines ncr energy

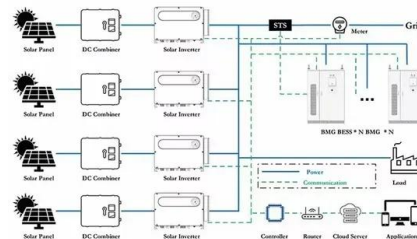


2021 Energy Report Card - St. Vincent and the Grenadines

The 2021 Energy Report Card for St. Vincent and the Grenadines provides an overview of energy sector performance and includes energy efficiency, projects, technical assistance, workforce, training and capacity building information, subject to the availability of data. Click to view: [ERC_St.Vincent_final_003](#)

St. Vincent and the Grenadines

St. Vincent and the Grenadines U.S. Department of Energy Energy Snapshot Installed Capacity 52 MW RE Installed Capacity Share 14% Peak Demand (2017) 21 MW Total Generation (2017) 136 GWh Transmission and Distribution Losses 7.6% ETI, Island Energy Snapshot, St. Vincent and the Grenadines



TAX FREE 

ENERGY STORAGE SYSTEM

Product Model
 HJ-ESS-215A(100KW/215KWh)
 HJ-ESS-115A(50KW 115KWh)

Dimensions
 1600*1280*2200mm
 1600*1200*2000mm

Rated Battery Capacity
 215KWH/115KWH

Battery Cooling Method
 Air Cooled/Liquid Cooled



St. Vincent and the Grenadines Intended Nationally ...

9 St. Vincent and the Grenadines Energy Action Plan (2010). The proposed date to achieve this target (2020) has been revised back to 2025 to allow more time for the implementation of policies. 10 St. Vincent and the Grenadines 2010 Mitigation Assessment (to be published shortly as part of the Second National Communication).

Solar supported on St Vincent and the Grenadines

The project is in line with the St Vincent and the Grenadines government's national energy policy, which has set a target of 60% of electricity generated from renewable energy sources. It also is aligned with the Bank's ...



Promoting Access to Clean Energy Services in Saint Vincent ...

Reduction of GHG emissions from fossil fuel-based power generation by exploiting the renewable energy resources for electricity generation in St. Vincent and the Grenadines

St. Vincent and the Grenadines

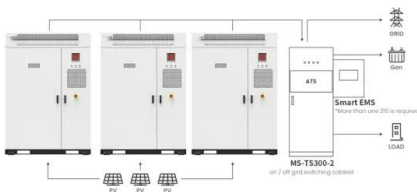
St. Vincent and the Grenadines o National Economic and Social Development Plan 2013-2025 THE ST. VINCENT AND THE GRENADINES DEVELOPMENT PLAN 2013 - 2025 has 6.4.5 Energy 111 6.4.6 Environmental Sustainability and Solid Waste Management 111 6.4.7 Land Use Planning 112 6.4.8 Water 113 6.4.9 Disaster Management 114



Reshaping Energy Policy In St. Vincent And The Grenadines

The anticipated impact of this comprehensive policy revamp is significant. By creating a robust policy framework that responds to the evolving energy needs of the people of St. Vincent and the Grenadines, the country will increase its energy efficiency, reduce its dependence on imported fuels, and promote the adoption of

renewable energy.



Application scenarios of energy storage battery products

Survival story as Hurricane Beryl razes smallest inhabited island of St

Mayreu is one of the smallest inhabited islands of St. Vincent and the Grenadines. It's so small that it's barely visible -- a dot on the map of the Caribbean. Hurricane Beryl nearly erased it from the map.



CE UN38.3 MSDS



St. Vincent and the Grenadines Renewable Energy 1990-2024

Renewable electricity is the share of electricity generated by renewable power plants in total electricity generated by all types of plants. St. Vincent and the Grenadines renewable energy for 2015 was 15.66%, a 0.21% decline from 2014.; St. Vincent and the Grenadines renewable energy for 2014 was 15.88%, a 2.11% decline from 2013.; St. Vincent and the Grenadines renewable ...

Geothermal project in St. Vincent & Grenadines facing challenges with

As reported locally this week, the three wells drilled for the geothermal project in St. Vincent &

the Grenadines in the Caribbean show sufficient temperature, yet not the level of permeability required to guarantee the operation of a geothermal power plant. Dominica to undertake study for green ammonia production using geothermal energy



Water matters : Safeguarding dwindling supply in St. Vincent and ...

In St. Vincent and the Grenadines, high mountain ranges and dense forests ensure a water supply that is as pure as possible. The country's lone water provider, the Central Water and Sewerage Authority(CWSA), has over the years managed to build a purely gravity-fed infrastructure, which means pumps are not required in its distribution process.

Saint Vincent and the Grenadines: Energy Country Profile

Saint Vincent and the Grenadines: Energy intensity: how much energy does it use per unit of GDP? Click to open interactive version. Energy is a large contributor to CO 2 - the burning of fossil fuels accounts for around three-quarters of global greenhouse gas emissions. So, reducing energy consumption can inevitably help to reduce emissions.



[ST. VINCENT AND THE GRENADINES](#)



ENERGY PERFORMANCE STANDARDS/APPLIANCE LABELLING St. Vincent and the Grenadines voluntarily adopts international label standards. A local standard has not been ...

Energy Snapshot

TY - GEN. T1 - Energy Snapshot - St. Vincent and The Grenadines. AU - NREL, null. PY - 2020. Y1 - 2020. N2 - This profile provides a snapshot of the energy landscape of St Vincent and the Grenadines - islands between the Caribbean Sea and North Atlantic Ocean, north of ...



National Energy Policy of St. Vincent and The ...

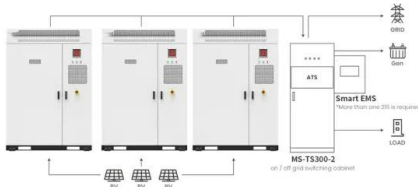
National Energy Policy of St. Vincent and the Grenadines, which was approved by the Government in March 2009. The design of the NEP received assistance within the framework of the Caribbean Renewable Energy Development ...

ST. VINCENT AND THE GRENADINES ON A PATH OF ...

ST.VINCENT VINLEC owned 187KW Government Owned 13.3KW Privately owned 70.8 KW TOTAL 271 KW POWER GENERATED BY PHOTOVOLTAIC SYSTEMS IN BEQUIA(largest Grenadines Island) Government Owned 75.9KW Privately owned 85.0KW TOTAL 160.0 KW Table 1: Photovoltaic Systems in St. Vincent- 2014 (source VINLEC,



Dr. Vaughn Lewis, (2014)



Application scenarios of energy storage battery products

ENERGY PROFILE Saint Vincent and the Grenadines

Primary energy trade 2016 2021 Imports (TJ) 3 697 3 145 Exports (TJ) 0 2 Net trade (TJ) - 3 697 - 3 143 Imports (% of supply) 101 89 Exports (% of production) 0 1 Energy self-sufficiency (%) 4 4
 COUNTRY INDICATORS AND SDGS TOTAL ENERGY SUPPLY (TES) Total energy supply in 2021 Renewable energy supply in 2021 Saint Vincent and the Grenadines 96%



Energy Action Plan for St. Vincent and the Grenadines

The Government's National Energy Policy

2.3 Energy Situation in SVG 14. St. Vincent and the Grenadines (SVG) is a multi-island state comprising the main island of St. Vincent and seven smaller inhabited islands with about 30 uninhabited islets and cays constituting the Grenadines. Together, they occupy a ...



ST. VINCENT AND THE GRENADINES

AN INSTITUTION OF ENERGY SECTOR SUMMARY. POPULATION (ESTIMATED) GDP (USD) PER CAPITA. 110,295 [1] \$7,996 [2] Debt as % of GDP Human Development Index. 89.35% [3] 0.751 [4] National Energy Policy. None. St. Vincent and the Grenadines Sustainable Energy for SVG: The Government's National Energy Policy [6] Renewable Energy (RE) Policy National

Energy Action Plan for St. Vincent and the Grenadines - First Edition 6 II. Current Situation
 2.1 Fuel imports and energy costs Saint Vincent and the Grenadines (SVG) has a population of 100,272 (2006 estimate)¹ inhabitants, with approximately 92,000 of those living on the main island, St. Vincent.



Energy Action Plan for St. Vincent and the Grenadines

Energy Action Plan for St. Vincent and the Grenadines - First Edition 5 I. Introduction The following policies have been considered during the preparation of the Energy Action Plan ...

2017 ENERGY REPORT CARD ST. VINCENT AND THE ...

Energy Report Card Input Data 2017 (completed for St Vincent and the Grenadines). 9 Calculated using generation and population figures. 10 Calculated using total energy supply and GDP. 11 Government of St Vincent and the Grenadines. (2015). St. Vincent and the Grenadines Intended Nationally Determined Contribution. Retrieved from



ST. VINCENT AND THE GRENADINES

This document presents St. Vincent and the Grenadines' Energy Report Card (ERC) for 2021. The ERC provides an overview of the energy sector performance in St. Vincent and the ...



Energy Snapshot St Vincent and the Grenadines

St. Vincent and the Grenadines plans to allow generation of electricity from renewable sources by independent power producers while also developing a net-metering scheme for



Energy in St. Vincent and the Grenadines

St. Vincent and the Grenadines is an excellent choice for the development of geothermal energy. Where available geothermal energy is a significantly cheaper and renewable energy source; should our potential be realized, this will have significant and positive impact on our fledgling manufacturing sector and give a competitive edge to many small and medium ...

ST. VINCENT & THE GRENADINES

2018 ENERGY REPORT CARD ST. VINCENT & THE GRENADINES This document presents Saint Vincent and the Grenadines' Energy Report Card (ERC) for 2018. The ERC provides an ...



Cristiana Mesquita

Mayreu is one of the smallest inhabited islands of St. Vincent and the Grenadines. It's so small that it's barely visible -- a dot on the map of the Caribbean. Hurricane Beryl nearly erased it



Solar supported on St Vincent and the Grenadines

The project is in line with the St Vincent and the Grenadines government's national energy policy, which has set a target of 60% of electricity generated from renewable energy sources. It also is aligned with the Bank's objective of promoting renewable energy and energy efficiency in borrowing member countries as priority areas of support.



Survival story as Hurricane Beryl razes smallest ...

Mayreu is one of the smallest inhabited islands of St. Vincent and the Grenadines. It's so small that it's barely visible -- a dot on the map of the Caribbean. Hurricane Beryl nearly erased it



Saint Vincent and the Grenadines Climate, Weather By Month, ...

A wet day is one with at least 0.04 inches of liquid or liquid-equivalent precipitation. The chance of wet days in Saint Vincent and the Grenadines varies significantly throughout the year. The wetter season lasts 6.1 months, from May 29 to December 2, with a greater than 22% chance of a given day being a wet day. The month with the most wet days in Saint Vincent and the Grenadines is



St. Vincent and the Grenadines Energy Snapshot 2020

Energy Transition Initiative: Island Energy Snapshot - St. Vincent and the Grenadines; U.S. Department of Energy (DOE), NREL (National Renewable Energy Laboratory) Program Document · Sat Aug 01 00:00:00 EDT 2015 · OSTI ID: 1686268

ST. VINCENT & THE GRENADINES

4St Vincent and the Grenadines Energy Unit:
 Energy Action Plan 5St. Vincent and the
 Grenadines Statistical Office: Merchandise Trade
 Imports (2013 to 2018) 6St. Vincent Electricity

Services Limited 7The Mustique Company
 Limited 8Worldwatch Institute. (2015). Caribbean
 Sustainable Energy Roadmap and Strategy (C-
 SERMS) Baseline Report and Assessment.



St Vincent Partners with USAID to Modernize Energy Policy

Reshaping Energy Policy In St. Vincent And The Grenadines; In St. Vincent and the Grenadines, the government and USAID have partnered to make significant updates to the energy policy. Together, they are working to modernize the nation's decade-old energy policy by aligning it with the contemporary demands of sustainability and economic

2017 ENERGY REPORT CARD ST. VINCENT AND THE ...

The ERC provides an overview of energy sector performance in St. Vincent and the Grenadines by focusing on two priority sub-sectors: Electricity and Transportation. The ERC also includes ...



Contact Us

For catalog requests, pricing, or partnerships, please visit:
<https://bialydom.kolobrzeg.pl>