

European Solar Energy Storage

Energy flow Iceland



Overview

Iceland is the first country in the world to create an economy generated through industries fueled by renewable energy, and there is still a large amount of untapped hydroelectric energy in Iceland. In 2002 it was estimated that Iceland only generated 17% of the total harnessable hydroelectric energy in the country.

Iceland is a world leader in renewable energy. 100% of the electricity in Iceland's is produced from . In terms of total energy supply, 85% of the total supply in is derived from domestically produced sources. provided about 65% of primary energy in 2016, the share of is a world leader in renewable energy. 100% of the electricity in Iceland's is produced from . In terms of total energy supply, 85% of the total supply in is derived from domestically produced sources. provided about 65% of primary energy in 2016, the share of was 20%, and the share of (mainly oil products for the transport sector) was 15%. The aspires that the nation will be by 2040. The largest obstacles to this are and the . In 2015, the total electricity consumption in Iceland was 18,798 GWh. Renewable energy provided almost 100% of production, with 75% coming from hydropower and 24% from geothermal power. Only two islands, and Flatey, are not connected to the national grid and so rely primarily on diesel generators for electricity. Most of the hydropower plants are owned by (the National Power Company) which is the main supplier of electricity in Iceland. produces 12,469 GWh which is 75% of the total electricity production in Iceland. The main use of geothermal energy is for , with the heat being distributed to buildings through extensive district-heating systems. Nearly all Icelandic homes are heated with renewable energy, with 90% of homes being via geothermal energy. The remaining homes that are not located in areas with geothermal resources are heated by renewable electricity instead.

allows it to produce renewable energy relatively cheaply, from a variety of sources. Iceland is located on the , which makes it one of the most active places in the world. There are over located in Iceland and over 600 . There are over 20 high-temperature steam fields that a. allows it to produce renewable energy relatively cheaply, from a variety of sources. Iceland is located on the , which makes it one of the most active places in the world. There are over located in Iceland and over 600 . There are over 20 high-temperature steam fields that are at least 150 °C; many of them reach temperatures of 250 °C. This is what allows Iceland to harness , and these steam fields are used for heating everything from houses to swimming pools. Iceland is also starting to use "cold" areas away from the steam fields to produce warm water for space

heating. There is a big potential for hydro power, as rivers, especial glacial ones, fall from the high areas and provide big changes in elevation over small distances, due to the mountainous landscape. Iceland has good resources for onshore wind. The two 0.9 MW turbines, Hafið, sett up for testing purpose, produce 6.7 GWh/a, that gives 42 % of the name plate power averaged over the year, a very high number for an onshore turbine. Offshore wind power is rather unlikely, due to few shallows along the coast. .

GasIn 1905 a power plant was set up in , a town which is a suburb of Reykjavík. Reykjavík wanted to copy their success, so they appointed Thor Jenssen to run and build a gas station, Gasstöð Reykjavíkur. Jenssen could not get a loan to finance the project, so a. GasIn 1905 a power plant was set up in , a town which is a suburb of Reykjavík. Reykjavík wanted to copy their success, so they appointed Thor Jenssen to run and build a gas station, Gasstöð Reykjavíkur. Jenssen could not get a loan to finance the project, so a deal was made with Carl Francke to build and run the station, with options for the city to buy him out. Construction started in 1909 and the station was fully built in 1910. The station lit up 120 gas lamps around the city and gave the opportunity to cook with gas too. In 1921 a hydropower plant was built at Elliðarár, which handled the growth of the city. In 1958 the gas station was demolished. HydropowerThe first plant was built in 1904 by a local . It was located in a small town outside of and produced 9 of power. The first municipal hydroelectric plant was built in 1921, and it could produce 1 of power. This plant single-handedly quadrupled the amount of in the country. The 1950s marked the next evolution in . Two plants were built on the , one in 1953 which produced 31 MW, and the other in 1959 which produced 26.4 MW. These two plants were the first built for industrial purposes and they were co-owned by the . Thi.

fulfills most of Iceland's remaining energy needs, the cost of which has caused the country to focus on domestic renewable energy. Professor Bragi Árnason first proposed the idea of using source in Iceland during the 1970s when the occurred. The idea was considered untenable, but in 1999 was estab. fulfills most of Iceland's remaining energy needs, the cost of which has caused the country to focus on domestic renewable energy. Professor Bragi Árnason first proposed the idea of using source in Iceland during the 1970s when the occurred. The idea was considered untenable, but in 1999 was established to govern the transition of Iceland to the first hydrogen society by 2050. In the early 2000s, the viability of as a source was considered, and whether Iceland's small population, small scale of the country's infrastructure, and access to natural energy would ease a transition from oil to hydrogen. ECTOS Hydrogen demonstration projectThe (Ecological City Transport System) demonstration project ran from 2001 to August 2005. The project used three

relatively cheaply and efficiently.

Does Iceland produce hydroelectric energy?

Iceland is the first country in the world to create an economy generated through industries fueled by renewable energy, and there is still a large amount of untapped hydroelectric energy in Iceland. In 2002 it was estimated that Iceland only generated 17% of the total harnessable hydroelectric energy in the country.

What is Iceland's energy mix?

Golli. What is Iceland's Energy Mix?

Of all stationary energy produced in Iceland, some 70% is hydroelectric and 30% is geothermal, with a negligible but growing percentage of wind power, at .03%. Fossil fuels accounted for .01% of all energy produced in Iceland in 2021.

What percentage of Iceland's energy is renewable?

About 85% of the total primary energy supply in Iceland is derived from domestically produced renewable energy sources. This is the highest share of renewable energy in any national total energy budget.

Does Iceland collect data on energy?

Statistics Iceland does not collect data on energy but has published energy figures since 1960. The National Energy Authority (NEA) collects monthly data on energy consumption, capacity, generation and sales of energy and electricity and oil use.

How much electricity does Iceland use?

In 2015, the total electricity consumption in Iceland was 18,798 GWh. Renewable energy provided almost 100% of production, with 75% coming from hydropower and 24% from geothermal power. Only two islands, Grímsey and Flatey, are not connected to the national grid and so rely primarily on diesel generators for electricity.

Energy flow Iceland



Electricity prices in Iceland and in the Nordic countries

The average price of electricity in Euros/kWh to households and industry was, in general, lower in Iceland than in the other Nordic countries in the first half of 2018 (2018-H1). The price is significantly lower for usage between ...

Iceland Volcano Map Shows Lava Flow From Eruption

A new volcanic eruption that started on the Reykjanes Peninsula in Iceland, Wednesday, Nov. 20, 2024. Lava is flowing across the ground and has crossed a road, according to the Icelandic Met Office.



Energy

The National Energy Authority (NEA) collects monthly data on energy consumption, capacity, generation and sales of energy and electricity and oil use. Statistics Iceland then uses this information to compile physical energy ...

[Energy: Iceland Flashcards](#)

Energy: Iceland. 8 terms. zeinaasalama. Preview.
flow of energy in an ecosystem. 12 terms.
salmalotfyy. Preview. environment . 7 terms.

emann282. Preview. Terms in this set (8) Sources. 70% hydropower 30% geothermal. sources of geothermal energy. Magma heats nearby rocks Hot springs Steam vents.



Diffuse volcanic degassing and thermal energy release from

mal energy flux of the diffuse degassing phenomena and compare this thermal energy with heat flow estimates based on soil temperature measurements. Present Address: G. Gíslason Reykjavik Geothermal, Sudurlandsbraut 18, 108 Reykjavík, Iceland Present Address: E. Ilyinskaya Icelandic Meteorological Office, Bustadavegi 7-9, 150 Reykjavík, Iceland

Iceland: Energy mix

Iceland: Energy mix. Iceland's vast geothermal energy resources cover most of the country's heat demand, distributed via district heating. Much of the tapped hydropower potential supplies energy intensive ...



Getting into the Flow in East Iceland , A Farm in Iceland


It is why a river in Iceland is an á: not a substance but a flow (aqua), not water but the energy that materializes as water and, as you can see, as stone. And jumbles them all up together. And breaks them apart. When you

stand there and see beauty, it is that energy that you sense. The freezing energy, that is the business of frost.



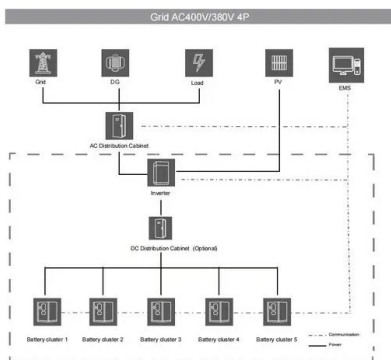
NESJAVELLIR CO-GENERATION PLANT, ICELAND FLOW ...

In this paper Sankey diagrams are used to describe the flow through the plant. Figure 3 shows the mass flow, figure 4 the energy flow and figure 5 the flow of non-condensable gases. All the diagrams represent the situation on March 31, 1999. The main mass flow (figure 3) is the cold groundwater, which



Heat flow map of Iceland, with outlines of the seven largest ...

The geothermal heat flow in Iceland is highest, typically in the range 200-300 mW m⁻², in the neo-volcanic zone that runs across Iceland from SW to NE and underlies the western half of the



Preparing for WGC 2020 - Iceland's geothermal ...

The geothermal resources stem from the unusually high magma- and heat-flow from the Earth's mantle and tectonic activity, both associated with the interaction of the Atlantic spreading ridge and a mantle hot ...



Multiphase flow modeling and energy extraction performance for

A 1-D vertical column model demonstrates the multiphase flow and phase transition behavior during the upward flow of supercritical fluid. Then it is applied to the reservoir condition found by well IDDP-2, Iceland, for qualitatively assessing optimal conditions for the supercritical geothermal exploitation.

Energy Use Per Capita the Highest in Iceland

Data on energy flow, quoted by Statistics Iceland, was collected by Eruostat. The statistics are based on information from 2017 - the most recent year for which data exists for all the European



Iceland

There may be no need to worry about security of energy sources for Iceland, as according to geologists, there is a lot more potential for the island's geothermal and hydro energy for years to come. Currently, the country has only used ...



The role of zoobenthos in energy flow in deep, oligotrophic ...

The role of zoobenthos in energy flow in deep, oligotrophic Lake Thingvallavatn, Iceland Claus Lindegaard Iceland (64° 10' N, 21° 10' W). The lake is . 83 km² in area with a maximum depth of 114 m and a mean depth of 34 m. The water volume is ...



The Hotsprings of Iceland and Their Health Benefits

The temperature of a hot spring is influenced by three main factors: the heat source, typically a magma chamber located at the bottom; the flow rate of the water, whether it runs fast or slow or even has a stream; and the volume of cold water that mixes with the hot water.

Energy Flow (Ecosystem): Definition, Process & Examples

The definition of energy flow is the transfer of energy from the sun and up each subsequent level of the food chain in an environment. Each level of energy flow on the food chain in an ecosystem is designated by a trophic level,

which refers to the position a certain organism or group of organisms occupies on the food chain. The start of the chain, which would be at the ...

18650 3.7V
RECHARGEABLE BATTERY Li-ion
2000mAh



Energy consumption for households in Europe in 2018

Iceland has the highest household energy consumption per capita in Europe according to newly published statistics on energy flow. This particularly applies to figures from 2017, which is the most recent year for which data exists for all the European economies. Household energy consumption was approximately 77 MJ/capita in Iceland.


Green Energy Is Getting a Boost from Iceland's Melting Ice

Glacial runoff is expected to peak in about 40 to 50 years."We are doing investments to be able to harness this increase of flow from the glaciers," said Landsvirkjun CEO Hörður Arnarson.The



What is Iceland's Energy Mix?

Of all stationary energy produced in Iceland, some 70% is hydroelectric and 30% is geothermal, with a negligible but growing percentage of wind power, at .03%. Fossil fuels accounted for .01% of all energy produced in ...



About Us

Formally established on February 15, 2013, the cluster organization initially operated as Iceland Geothermal, primarily focusing on geothermal energy. In 2018, it expanded its scope to encompass all energy sources in Iceland, including geothermal, hydropower, wind power, and X ...



Waste statistics

Energy flow accounts (PEFA) Food flow through Iceland's economy- ex Public grants in the cultural and creative industries Population projections - tt Disabled people in Iceland - ex Price and volume measures of inbound tourism expenditure - ex

Magma and hot rocks: Iceland seeks the future of... , Canary Media

Geothermal energy is having a moment globally. Iceland is at the fore, with new research that aims to harness heat from volcanoes and superhot formations. But unlike with most existing geothermal projects, the company won't be looking to flow up hot water or supercritical



fluids found naturally underground. Instead, the goal is to drill




The Hotsprings of Iceland and Their Health Benefits

The temperature of a hot spring is influenced by three main factors: the heat source, typically a magma chamber located at the bottom; the flow rate of the water, whether it runs fast or slow or even has a stream; and the volume of ...

THE GEOTHERMAL POWER PLANT AT NESJAVELLIR, ICELAND

the two-phase flow in a preseparator before entering the six steam separators. This arrangement was chosen instead of adding additional separators as the water flow has increased above the design flow of the separators due to the declining enthalpy of the well flow. Both steam pressure and water flow is controlled in the separator station



[ENERGY PROFILE Iceland](#)

developing areas. Energy self-sufficiency has been defined as total primary energy production divided by total primary energy supply. Energy trade includes all commodities in Chapter 27 of ...

Heat Transfer and Flow Paths in the Deep Part of

2017 map possible flow paths stimulated by injection of fluids. The mapped flow pathways can be used to restrain thermo-hydro-mechanical models of the proposed conditions that enhance permeability by opening of fractures. The results will be used in an ongoing study of the CDM process and possible effect on heat transfer close to the IDDP-2



Electricity prices in Iceland and in the Nordic countries

The average price of electricity in Euros/kWh to households and industry was, in general, lower in Iceland than in the other Nordic countries in the first half of 2018 (2018-H1). The price is significantly lower for usage between 1,000 and 2,500 kilowatt-hours (kWh) per year, the most common level among households. Energy flow accounts (PEFA)

Opportunities and Challenges of Geothermal Energy: ...

Geothermal energy is a unique energy source in the energy policy mix that would help the clean energy transition and energy independence, supporting the energy needs in heating and electricity. Although there have ...



OUR ENERGY

Our Energy Iceland 2030 3 Introduction and background The title of this report is Our Energy 2030. That is no coincidence as the purpose is to analyse and discuss the present state of Iceland's energy sector and its future outlook. Energy is a vital resource for the Icelandic economy. The focus of this report is to discuss



Energy and Matter Cycles

Explore the energy and matter cycles found within the Earth System. Energy Cycle. Energy from the Sun is the driver of many Earth System processes. This energy flows into the Atmosphere and heats this system up. It also heats up the Hydrosphere and the land surface of the Geosphere, and fuels many processes in the Biosphere.



Application scenarios of energy storage battery products



Iceland

Domestic energy production. Energy production includes any fossil fuels drilled and mined, which can be burned to produce electricity or used as fuels, as well as energy produced by nuclear ...

Energy flow diagrams

By using the Energy Sankey tool, created by Eurostat, you can easily visualise energy balances, see how much energy is imported or produced in the EU or in your country, find out where the energy is consumed and check out the principal renewable energy sources. Energy balance flow diagram. English. Select language. Close. Official EU



Preparing for WGC 2020 - Iceland's geothermal resources & potential

The geothermal resources stem from the unusually high magma- and heat-flow from the Earth's mantle and tectonic activity, both associated with the interaction of the Atlantic spreading ridge and a mantle hot-spot. Figure 1 (Source: modified from Pálmason et.al. 1985 & Bodvarsson 1982) shows a simplified sketch of the geothermal resources of

Contact Us

For catalog requests, pricing, or partnerships, please visit:
<https://bialydom.kolobrzeg.pl>